

Baillie Gifford International Concentrated Growth Equities Fund First Quarter 2024

Fund Objective

The Baillie Gifford International Concentrated Growth Equities Fund seeks capital appreciation.

Fund Facts

K Class Ticker	BTLKX
Institutional Class Ticker	BTLSX
Launch Date	December 14, 2017
Size	\$80.8m
Benchmark	MSCI ACWI ex US Index
Current Number of Stocks	28
Active Share	94%*
Annual Turnover	18%**
Style	Growth
Stocks (guideline range)	20-35

*Relative to MSCI ACWI ex US Index. Source: Baillie Gifford & Co, MSCI.

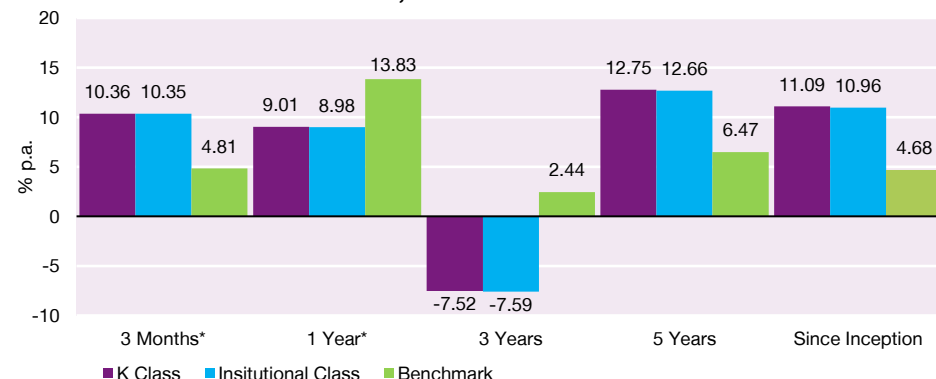
**The Turnover figure presented is based on internal calculation methods and differs to the financial statements which are calculated in accordance with the requirements of N-1A.

International Concentrated Growth Portfolio Construction Group

Name	Years' Experience
Spencer Adair*	24
Lawrence Burns*	15
Paulina McPadden	11

*Partner

Fund Performance as of March 31, 2024



Benchmark: MSCI ACWI ex US Index

The performance data quoted represents past performance and is no guarantee of future results. Investment return and principal value of an investment will fluctuate so that an investor's shares, when redeemed, may be worth more or less than their original cost. Current performance may be lower or higher than the performance data quoted. For the most recent month-end performance please visit the Fund's website at bailliegifford.com/usmutualfunds.

The Baillie Gifford Fund's performance shown assumes reinvestment of dividend and capital gain distributions and is net of management fees and expenses. From time to time, certain fees and/or expenses have been voluntarily or contractually waived or reimbursed, which has resulted in higher returns. Without these waivers or reimbursements, the returns would have been lower. Voluntary waivers or reimbursements may be applied or discontinued at any time without notice. Only the Board of Trustees may modify or terminate contractual fee waivers or expense reimbursements. All fees are described in the Fund's prospectus.

*Not annualized.

Expense Ratios: All mutual funds have expense ratios which represent what shareholders pay for operating expenses and management fees. Expense ratios are expressed as an annualized percentage of a fund's average net assets paid out in expenses. Expense ratio information is as of the Fund's current prospectus, as revised and supplemented from time to time. The net expense ratios for this fund are contractually capped (excluding taxes, sub-accounting expenses and extraordinary expenses) through April 30, 2024.

The MSCI ACWI ex USA Index is a free float-adjusted market capitalization weighted index that is designed to measure equity market performance in the global developed and emerging markets, excluding the United States. This unmanaged index does not reflect fees and expenses and is not available for direct investment. The Fund is more concentrated than the MSCI ACWI ex US Index.

Source: Baillie Gifford & Co, Bank of New York Mellon, MSCI. Share Class launch date: December 14, 2017. NAV returns in US dollars.

Investment Proposition

The Baillie Gifford International Concentrated Growth Equities Fund invests in exceptional growth companies operating in international markets. We invest with a 10-year investment horizon which we believe differentiates us from the market and allows us to benefit from the power of compound returns. We run a concentrated portfolio to avoid diluting the growth stocks in which we have the highest conviction.

Top Ten Holdings

Holdings	Fund %
1 MercadoLibre	11.55
2 ASML	11.15
3 NVIDIA	9.00
4 Spotify	7.59
5 Adyen	6.32
6 Ferrari	4.53
7 Hermès International	4.48
8 Meituan	3.80
9 Moderna	3.28
10 Kering	2.99

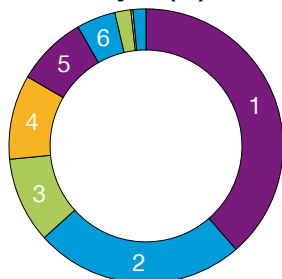
It should not be assumed that recommendations/transactions made in the future will be profitable or will equal performance of the securities mentioned. A full list of holdings is available on request. The composition of the Fund's holdings is subject to change. Percentages are based on securities at market value.

Gross Expense Ratio	
Share Class – K	0.91%
Share Class – Institutional	1.00%
Net Expense Ratio	
Share Class – K	0.72%
Share Class – Institutional	0.81%

Baillie Gifford International Concentrated Growth Equities Fund

First Quarter 2024

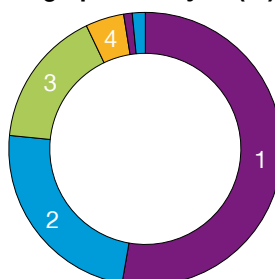
Sector Analysis (%)



1	Consumer Discretionary	38.62
2	Information Technology	24.71
3	Communication Services	10.12
4	Financials	9.97
5	Health Care	8.33
6	Consumer Staples	4.60
7	Industrials	1.88
8	Materials	0.25
9	Cash	1.53

Figures may not sum due to rounding. The composition of the Fund's holdings is subject to change. Percentages are based on securities at market value.

Geographic Analysis (%)



1	Europe (ex UK)	52.74
2	Emerging Markets	23.84
3	North America	16.32
4	UK	4.55
5	Developed Asia Pacific	1.01
6	Cash	1.53

Figures may not sum due to rounding. The composition of the Fund's holdings is subject to change. Percentages are based on securities at market value.

Fund Characteristics

	Fund	MSCI ACWI ex US Index
Market Cap (weighted average)	\$331.15bn	\$104.20bn
Price/Book	6.39	1.82
Price/Sales (12 months forward)	3.44	1.47
Earnings Growth (5 year historic)	13.06%	5.08%
Return on Equity	15.27%	13.36%
Delivered Beta (trailing 3 years)	1.54	N/A
Standard Deviation (trailing 3 years)	28.82%	16.18%

Source: Baillie Gifford & Co, Factset, MSCI.
Beta is in comparison to MSCI ACWI ex US Index.

Definitions

Active Share – A measure of the Fund's overlap with the benchmark. An active share of 100 indicates no overlap with the benchmark and an active share of zero indicates a portfolio that tracks the benchmark.

Annual Turnover – Turnover is calculated as the smaller figure of either purchases or sales for the month and dividing it by an average fund market value. Annual Turnover is calculated as the sum of the monthly turnover figures for the 12 month period.

Market Cap – The weighted average size of companies represented in the portfolio, denoted by market capitalization.

Price/Book – The weighted average ratio of current share price to last reported company book value per share. This represents a measure of valuation levels.

Price/Sales – The weighted average ratio of current share price divided by the 12 month forward sales per share. This represents a measure of valuation levels.

Earnings Growth – The weighted average growth in earnings per share of current portfolio holdings delivered over the past 5 years, expressed in % per annum. This represents a measure of delivered profits growth for the current holdings in the portfolio or benchmark.

Return on Equity – The weighted average ratio of 12 month forward earnings per share divided by the last reported book value per share. This represents a forward-looking measure of profitability, based on the current holdings of the portfolio or benchmark.

Beta – Beta is a measure of systematic risk, denoting the sensitivity of a fund to the direction of the market. Measures of beta that are significantly higher (lower) than 1.0 indicate a greater (lesser) degree of sensitivity to market direction.

Standard Deviation – A measure of the volatility of absolute returns. It is a measure of the dispersion of a set of absolute returns from its mean.

Important Information and Fund Risks

All information is sourced from Baillie Gifford & Co unless otherwise stated. All amounts are in US dollars unless otherwise stated.

As with all mutual funds, the value of an investment in the Fund could decline, so you could lose money. The most significant risks of an investment in the Baillie Gifford International Concentrated Growth Equities Fund are: Investment Style Risk, Growth Stock Risk, Long-Term Investment Strategy Risk, Non-U.S. Investment Risk, Non-Diversification Risk and Asia Risk. The Fund is managed on a bottom up basis and stock selection is likely to be the main driver of investment returns. Returns are unlikely to track the movements of the benchmark. The prices of growth stocks can be based largely on expectations of future earnings and can decline significantly in reaction to negative news. The Fund is managed on a long-term outlook, meaning that the Fund managers look for investments that they think will make returns over a number of years, rather than over shorter time periods. Non-U.S. securities are subject to additional risks, including less liquidity, increased volatility, less transparency, withholding or other taxes and increased vulnerability to adverse changes in local and global economic conditions. There can be less regulation and possible fluctuation in value due to adverse political conditions. The Fund may have a smaller number of holdings with larger positions in each relative to other mutual funds. Some Asian securities may be less liquid than US or other foreign securities. They can be affected by high inflation, currency fluctuations, political instability and less efficient markets. Many Asian economies are dependent on international trade and only a few industries and can be badly affected by trade barriers. Other Fund risks include: China Risk, Conflicts of Interest Risk, Currency Risk, Emerging Markets Risk, Equity Securities Risk, Environmental, Social and Governance Risk, Focused Investment Risk, Geographic Focus Risk, Government and Regulatory Risk, Information Technology Risk, Initial Public Offering Risk, Large-Capitalization Risk, Liquidity Risk, Market Disruption and Geopolitical Risk, Market Risk, Service Provider Risk, Settlement Risk, Small-and Medium-Capitalization Securities Risk and Valuation Risk.

For more information about these and other risks of an investment in the Fund, see "Principal Investment Risks" and "Additional Investment Strategies" in the prospectus. There can be no assurance that the Fund will achieve its investment objective.

Investors should consider the investment objectives, risks, charges and expenses carefully before investing. This information and other information about the Fund can be found in the prospectus and summary prospectus. For a prospectus and summary prospectus, please visit our website at bailliegifford.com/usmutualfunds. Please carefully read the Fund's prospectus and related documents before investing.

The Fund is distributed by Baillie Gifford Funds Services, LLC.

Legal Notices

Source: MSCI. MSCI makes no express or implied warranties or representations and shall have no liability whatsoever with respect to any MSCI data contained herein. The MSCI data may not be further redistributed or used as a basis for other indexes or any securities or financial products. This report is not approved, endorsed, reviewed or produced by MSCI. None of the MSCI data is intended to constitute investment advice or a recommendation to make (or refrain from making) any kind of investment decision and may not be relied on as such.

Contacts

US Consultants Team

email: usconsultants@bailliegifford.com

US Financial Intermediaries Team

email: usfinancialintermediaries@bailliegifford.com

Baillie Gifford Funds Services LLC, 780 Third Avenue, 43rd Floor, New York, NY 10017

bailliegifford.com

Copyright © Baillie Gifford & Co 2024. All rights reserved.

Ref: 101306