

International Growth Quarterly Update

31 March 2024



This document is solely for the use of professional investors and should not be relied upon by any other person. It is not intended for use by retail clients.

Important Information and Risk Factors

Baillie Gifford & Co and Baillie Gifford & Co Limited are authorised and regulated by the Financial Conduct Authority (FCA). Baillie Gifford & Co Limited is an Authorised Corporate Director of OEICs.

Baillie Gifford Overseas Limited provides investment management and advisory services to non-UK Professional/Institutional clients only. Baillie Gifford Overseas Limited is wholly owned by Baillie Gifford & Co. Baillie Gifford Overseas Limited is authorised and regulated by the Financial Conduct Authority.

Baillie Gifford Asia (Hong Kong) Limited 柏基亞洲(香港)有限公司 is wholly owned by Baillie Gifford Overseas Limited and holds a Type 1 and Type 2 licence from the Securities & Futures Commission of Hong Kong to market and distribute Baillie Gifford's range of collective investment schemes to professional investors in Hong Kong. Baillie Gifford Asia (Hong Kong) Limited 柏基亞洲(香港)有限公司 can be contacted at Suites 2713-2715, Two International Finance Centre, 8 Finance Street, Central, Hong Kong, Telephone +852 3756 5700.

Baillie Gifford Investment Management (Europe) Limited provides investment management and advisory services to European (excluding UK) clients. It was incorporated in Ireland in May 2018. Baillie Gifford Investment Management (Europe) Limited is authorised by the Central Bank of Ireland as an AIFM under the AIFM Regulations and as a UCITS management company under the UCITS Regulation. Baillie Gifford Investment Management (Europe) Limited is also authorised in accordance with Regulation 7 of the AIFM Regulations, to provide management of portfolios of investments, including Individual Portfolio Management ('IPM') and Non-Core Services. Baillie Gifford Investment Management (Europe) Limited has been appointed as UCITS management company to the following UCITS umbrella company; Baillie Gifford Worldwide Funds plc.

Through passporting it has established Baillie Gifford Investment Management (Europe) Limited (Frankfurt Branch) to market its investment management and advisory services and distribute Baillie Gifford Worldwide Funds plc in Germany. Similarly, it has established Baillie Gifford Investment Management (Europe) Limited (Amsterdam Branch) to market its investment management and advisory services and distribute Baillie Gifford Worldwide Funds plc in The Netherlands.

Baillie Gifford Investment Management (Europe) Limited also has a representative office in Zurich, Switzerland pursuant to Art. 58 of the Federal Act on Financial Institutions ("FinIA"). The representative office is authorised by the Swiss Financial Market Supervisory Authority (FINMA). The representative office does not constitute a branch and therefore does not

**Calton Square, 1 Greenside Row, Edinburgh EH1 3AN
Telephone +44 (0)131 275 2000 bailliegifford.com**

have authority to commit Baillie Gifford Investment Management (Europe) Limited.

Baillie Gifford Investment Management (Europe) Limited is a wholly owned subsidiary of Baillie Gifford Overseas Limited, which is wholly owned by Baillie Gifford & Co. Baillie Gifford Overseas Limited and Baillie Gifford & Co are authorised and regulated in the UK by the Financial Conduct Authority.

Persons resident or domiciled outwith the UK should consult with their professional advisers as to whether they require any governmental or other consents in order to enable them to invest, and with their tax advisers for advice relevant to their own particular circumstances.

This document contains information on investments which does not constitute independent research. Accordingly, it is not subject to the protections afforded to independent research and Baillie Gifford and its staff may have dealt in the investments concerned.

All information is based on a representative portfolio, new client portfolios may not mirror the representative portfolio exactly. As at March 31, 2024, in US dollars and sourced from Baillie Gifford & Co unless otherwise stated.

South Africa

Baillie Gifford Overseas Limited is registered as a Foreign Financial Services Provider with the Financial Sector Conduct Authority in South Africa.

North America

Baillie Gifford International LLC is wholly owned by Baillie Gifford Overseas Limited; it was formed in Delaware in 2005 and is registered with the SEC. It is the legal entity through which Baillie Gifford Overseas Limited provides client service and marketing functions in North America. Baillie Gifford Overseas Limited is registered with the SEC in the United States of America.

The Manager is not resident in Canada, its head office and principal place of business is in Edinburgh, Scotland. Baillie Gifford Overseas Limited is regulated in Canada as a portfolio manager and exempt market dealer with the Ontario Securities Commission ('OSC'). Its portfolio manager licence is currently passported into Alberta, Quebec, Saskatchewan, Manitoba and Newfoundland & Labrador whereas the exempt market dealer licence is passported across all Canadian provinces and territories. Baillie Gifford International LLC is regulated by the OSC as an exempt market and its licence is passported across all Canadian provinces and territories. Baillie Gifford Investment Management (Europe) Limited ('BGE') relies on the International Investment Fund Manager Exemption in the provinces of Ontario and Quebec.

Japan

Mitsubishi UFJ Baillie Gifford Asset Management Limited ('MUBGAM') is a joint venture company between Mitsubishi UFJ Trust & Banking Corporation and Baillie Gifford Overseas Limited. MUBGAM is authorised and regulated by the Financial Conduct Authority.

South Korea

Baillie Gifford Overseas Limited is licensed with the Financial Services Commission in South Korea as a cross border Discretionary Investment Manager and Non-Discretionary Investment Adviser.

Australia

Baillie Gifford Overseas Limited (ARBN 118 567 178) is registered as a foreign company under the Corporations Act 2001 (Cth) and holds Foreign Australian Financial Services Licence No 528911. This material is provided to you on the basis that you are a "wholesale client" within the meaning of section 761G of the Corporations Act 2001 (Cth) ("Corporations Act"). Please advise Baillie Gifford Overseas Limited immediately if you are not a wholesale client. In no circumstances may this document be made available to a "retail client" within the meaning of section 761G of the Corporations Act. This material contains general information only. It does not take into account any person's objectives, financial situation or needs.

Israel

Baillie Gifford Overseas is not licensed under Israel's Regulation of Investment Advising, Investment Marketing and Portfolio Management Law, 5755-1995 (the Advice Law) and does not carry insurance pursuant to the Advice Law. This document is only intended for those categories of Israeli residents who are qualified clients listed on the First Addendum to the Advice Law.

Past Performance

Past performance is not a guide to future returns. Changes in investment strategies, contributions or withdrawals may materially alter the performance and results of the portfolio. Material market or economic conditions will have an impact on investment results. The returns presented in this document are gross of fees unless otherwise stated and reflect the reinvestment of dividends and interest.

Historical performance results for investment indexes and/or categories, generally do not reflect the deduction of transaction costs and/or custodial charges or the deduction of an investment management fee, the incurrence of which would have the effect of decreasing historical performance results. It should not be assumed that recommendations/ transactions made in the future will be profitable or will equal performance of the securities mentioned.

Potential for Profit and Loss

All investment strategies have the potential for profit and loss.

Stock Examples

Any stock examples, or images, used in this paper are not intended to represent recommendations to buy or sell, neither is it implied that they will prove profitable in the future. It is not known whether they will feature in any future portfolio produced by us. Any individual examples will represent only a small part of the overall portfolio and are inserted purely to help illustrate our investment style. A full list of portfolio holdings is available on request.

The commentary relates to the above mentioned strategy and not all stocks mentioned may be held in the portfolio.

Financial Intermediaries

This document is suitable for use of financial intermediaries. Financial intermediaries are solely responsible for any further distribution and Baillie Gifford takes no responsibility for the reliance on this document by any other person who did not receive this document directly from Baillie Gifford.

Product Overview

The International Growth strategy aims to add value for clients through patient ownership of exceptional growth companies. We are looking for outliers which means we have a requirement for each stock to have substantial upside. Our holdings should enjoy a large growth opportunity, business characteristics that give them an edge over their competitors and substitutes, and a culture that allows them to take advantage in a sustainable way. Key features of the strategy include a long-term perspective resulting in low turnover, bottom-up stock picking supported by in depth fundamental analysis, and a rapid growth portfolio orientation with a minimum of 50 holdings.

Risk Analysis

Key Statistics

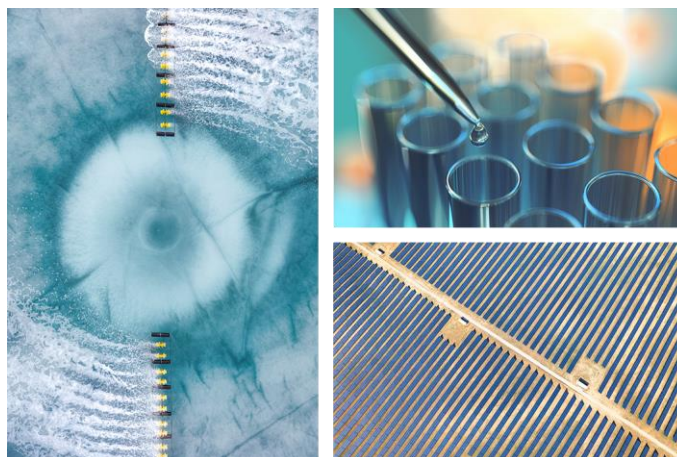
Number of Holdings	56
Typical number of holdings	50+
Active Share	91%*
Rolling One Year Turnover	11%

*Relative to MSCI ACWI ex US Index. Source: Baillie Gifford & Co, MSCI.

The pace of change in the world is accelerating. We believe this will bring increasing opportunities for investors in disruptive companies

Equity returns are significantly influenced by a small number of exceptional businesses. Our investment philosophy is centred on identifying these and owning them for the long-term

We continue to find new and exciting companies that are transforming large parts of the economy



Baillie Gifford Key Facts

Assets under management and advice	US\$290.9bn
Number of clients	655
Number of employees	1817
Number of investment professionals	393

Only a small number of special companies come to dominate a particular era. We know from academic research and our own experience that equity returns are far from normally distributed and are driven by a small number of exceptional companies. Our investment philosophy is centred on identifying these rare businesses and owning them in size for the long term.

Over the last two centuries, the evolution of global equity markets has closely mirrored the primary engines of economic expansion of their age.

The Industrial Revolution marked a shift from agrarian economies to industrialized ones. Innovations in machinery, steam power, and the expansion of the railroad network fuelled economic growth. As industrialization progressed, manufacturing, especially automobiles, became a significant economic force. Auto companies were at the forefront, reflected in the sector's dominance in equity markets at the time. Indeed, in 1909 Baillie Gifford's first investment was in the rubber industry – benefitting from the soaring demand for car tyres.

By the mid-20th century, the oil and gas industry was dominant, largely run by the Oil Majors. The 'Seven Sisters' (sound familiar?) owned 70 per cent of the world refining capacity outside the Communist bloc and North America, and almost 100 per cent of the pipeline networks. They did all the exploring, producing, transporting and refining of oil. They also distributed and marketed the finished products giving them control across the entire supply chain.

The current dominance of the Technology sector is most obvious in the US, where it now commands roughly the same index weight as the Energy sector did at its peak in the mid-1950s. Given their contribution to recent equity market performance, their prominence in the daily news cycle, and the cottage industry of coining nicknames and acronyms around groups of companies of the time, the 'Magnificent Seven' was the focus for many last year.

Digital disruption

Given the potential of generative artificial intelligence (AI) to improve economic productivity and its current position as a kingmaker in AI training and increasingly inference, NVIDIA has become the defining company of the AI age.

But the rise and rise of AI and the continued digitization of the global economy is far more than

the tale of just one company. The dominance of the Technology sector has become a feature of many other markets too, particularly in Asia. It is also well-represented across the portfolio which has approximately 25 per cent invested in the sector. But more meaningfully, the themes of digital infrastructure and digital consumption are attributable to roughly half of the holdings and comprise many special businesses.

Among the narrow framing of technology companies in the portfolio is ASML, the Dutch lithography business. ASML continues to occupy a unique position as the sole supplier of extreme ultraviolet (EUV) lithography machines used to make leading-edge microchips. It has been central to the continuation of Moore's Law and a leading contributor to the portfolio's performance this quarter as well as its longer-term returns.

We have modestly reduced the ASML holding size, redeploying the capital to increase the holding in TSMC, the world's dominant semiconductor contract manufacturer. Both companies act as a royalty on the growing demand for computing power as well as increasingly benefiting from the generative AI driven demand for graphics processing units which is growing rapidly at significant scale. Although they are closely connected – TSMC is ASML's largest customer and operator of its EUV machines - we view TSMC as a more diversified royalty on both increasing demand for compute and all things AI.

Our broader framing of a technology business captures those deploying technology to either disrupt or improve products and services, regardless of formal categorization. The UK based grocery technology business Ocado is one such example. Its origins are in online UK food retail, but its value lies in its Technology Solutions business where it is deploying AI driven robotics to solve the unique fulfilment and logistics demands of *online* grocery and beyond. Ocado's shares have been weak recently, as Technology Solutions growth is expected to slow to between 15-20 per cent this year and reaccelerate thereafter. However, not all market participants share our long-term perspective and Ocado has detracted from the portfolio's performance so far this year.

Spotify is another example – deploying AI to provide a superior consumer experience in music, podcast, and video services. This time last year we wrote about the adaptation some of the portfolio companies were making in the face of increasing cost of capital. Spotify had for the first time in its

history begun to focus on operating efficiency. Fast forward a year and the results have been overtly positive both in terms of profitability and cash generation from which share price performance has followed. We have been taking some profit from the Spotify holding to maintain it at approximately six per cent of the portfolio.

We continue to allocate a substantial portion of our research efforts to exploring potential advances in digital and AI innovations. In March we attended NVIDIA's GPU Technology Conference— 10,000 people packed into a stadium for a developer conference - AI Woodstock. It is clear that NVIDIA has become *the* computing platform company, not just a chipmaker. The focus has shifted from next-generation chips to whole data centers with staggering specifications. We have increasing conviction that continued adoption of digital technology and AI will benefit key players in the semiconductor and digital services industries including both TSMC and ASML, but also the likes of Spotify and Mobileye.

The Art of Exclusivity

Special businesses are not however the preserve of the digital world. Luxury goods are the polar opposite of technology driven products. The craftsmanship, attention to detail, and heritage associated with luxury goods create an emotional connection with consumers that transcends mere functionality.

Rather than an auto company, we think of Ferrari as one of the leading luxury brands. Owning a luxury item is akin to being part of an elite club – the entry price of joining this particular club is around \$240k. Last year Ferrari achieved record financial results – which have been rewarded by the market and it made a strong contribution to the portfolio's recent performance. Growth for the foreseeable future looks well underpinned, the order book is now full for the next two years. We believe margins have further to expand as bespoke orders and personalisation continue to play an increasing large part of its business.

We have long been admirers of Hermès, which alongside Ferrari, is an exceptional luxury brand. During the quarter we added Hermès to the portfolio. For almost two centuries, its triumph has been rooted in its family-driven commitment to exclusivity, exceptional craftsmanship, and a well-established distribution network. We believe

Hermès will continue to command strong returns and profitability.

Despite operating in quite different end markets, the characteristics of Ferrari and Hermès are similar in that they are masters of maintaining the allure of the products. To quote Enzo Ferrari it '*will always produce one less car than the market demands*'. Their financial performance is also utterly immune to what may be going on in the wider economy.

Shares in the portfolio holding Kering – the owner of brands such as Gucci, Balenciaga, Bottega Veneta, and Yves Saint Laurent – continue to come under pressure. Growth in Gucci has slowed and the recent launch of new creative director, Sabato De Sarno's, first collection will take time to gain traction. As patient, long-term investors, we continue to view Kering as a high-quality business and look forward to its reinvigoration.

Asian Century

Asia is undergoing a significant economic transformation and has shifted from being the West's manufacturing hub to an innovation leader. The Asian Century refers to the dominant role that Asian nations are expected to play in the 21st century.

Ongoing tensions in Sino-US relations have negatively impacted the portfolio's performance as valuations of some exceptional Chinese businesses remain depressed. Having been a notable detractor to performance last year, the digital shopping platform Meituan has contributed positively to performance this quarter. The reverse is true for PDD, the owner of online marketplace Temu. Both of these businesses are delivering outstanding levels of growth which we believe will eventually be recognised and valued appropriately.

The holding in Wuxi Biologics, one of the world's leading contract development and manufacturing organizations serving biologic drug developers has weighed on performance. Fears that legislation blocking it, and other Chinese biopharma companies, from competing for programs supported by US federal funding dominated sentiment. The reality of the interconnected nature of the global drug development industry means we believe this fear will pass with time.

We have sold the holding in Chinese electric vehicle (EV) manufacturer NIO. When we first purchased the shares in 2018, we believed NIO's

unique "mobility services" approach and premium positioning would enable it to stand out in an intensely competitive EV market in China. We also expected the range of potential outcomes for the business to be very wide. Unfortunately, despite considerable growth over the last six years, the company has struggled to achieve the level of profitability and scale that we think is required to succeed in an increasingly challenging competitive environment.

In our search for the special businesses of tomorrow, we have recently spent time visiting both South Korea and India and are increasingly enthusiastic regarding investment opportunities in both.

South Korea has a thriving e-commerce sector, driven by a tech-savvy population. The country boasts high internet penetration rates, making it an attractive market for online retail. We have doubled the holding in South Korean e-commerce business Coupang where we see considerable scope for increased domestic market share gains. Coupang commands less than 5 per cent share of the approximately \$500bn Korean retail market. Its e-commerce share is only in the high teens and should be able to grow meaningfully from this level. It also has optionality in geographic expansion, recently opening its second logistics centre in Taiwan.

India's expanding middle class, rapid adoption of digital payments, dynamic start-up environment, and developing e-commerce infrastructure offer significant investment opportunities. It would be fair to expect India to become an increasingly significant part of the portfolio in the future.

Just as the steam engine marked the dawn of mechanization and transformed production in the first industrial revolution, the advent of generative AI and digitization is spearheading innovation across numerous industries. We are seeing the early stages of a new General Purpose Technology encountering our economies and societies, and neither we nor anyone else can know exactly how this will play out. The implications will be profound. We believe that our forward-looking, creative mindset, our willingness to engage positively with seemingly outlandish possibilities, and our relationships with some of the leading thinkers about the way technologies emerge and spread, should help us to invest successfully in this critical new field. We are excited about the opportunities ahead.

Performance Objective

+2% - 3% p.a. over rolling 5 year periods vs index.

The performance objective is aspirational and is not guaranteed. We don't use it to compile the portfolio and returns will vary. A single performance objective may not be appropriate across all vehicles and jurisdictions. We may not meet our investment objectives if, for example, our growth investment style is out of favour, or we misjudge the long-term earnings growth of our holdings.

Periodic Performance

GBP	Composite Net (%)	Benchmark (%)	Difference (%)
3 Months	5.3	5.8	-0.5
1 Year	3.4	11.4	-8.0
3 Years	-8.1	5.5	-13.6
5 Years	6.0	7.1	-1.2
10 Years	8.6	7.7	0.9
Since Inception	10.5	8.9	1.6
USD	Composite Net (%)	Benchmark (%)	Difference (%)
3 Months	4.3	4.8	-0.5
1 Year	5.7	13.8	-8.2
3 Years	-10.8	2.4	-13.2
5 Years	5.3	6.5	-1.2
10 Years	5.6	4.8	0.9
Since Inception	9.4	7.8	1.6
EUR	Composite Net (%)	Benchmark (%)	Difference (%)
3 Months	6.7	7.2	-0.5
1 Year	6.3	14.5	-8.2
3 Years	-8.3	5.4	-13.6
5 Years	6.1	7.3	-1.2
10 Years	8.3	7.4	0.9
Since Inception	9.4	7.8	1.6
CAD	Composite Net (%)	Benchmark (%)	Difference (%)
3 Months	7.1	7.6	-0.5
1 Year	5.6	13.8	-8.2
3 Years	-8.6	5.0	-13.6
5 Years	5.6	6.8	-1.2
10 Years	7.8	6.9	0.9
Since Inception	8.9	7.3	1.5
AUD	Composite Net (%)	Benchmark (%)	Difference (%)
3 Months	9.1	9.6	-0.5
1 Year	8.5	16.9	-8.4
3 Years	-6.1	7.9	-13.9
5 Years	7.1	8.3	-1.2
10 Years	9.4	8.5	0.9
Since Inception	9.0	7.4	1.5

Annualised periods ended 31 March 2024. 3 Month & 1 Year figures are not annualised.

Inception date: 28 February 2003

Figures may not sum due to rounding.

Benchmark is MSCI ACWI ex US Index (MSCI EAFE Index prior to 30 September 2018).

Source: Revolution, MSCI.

The International Growth composite is more concentrated than the MSCI ACWI ex US Index.

Discrete Performance

GBP	31/03/19- 31/03/20	31/03/20- 31/03/21	31/03/21- 31/03/22	31/03/22- 31/03/23	31/03/23- 31/03/24
Composite Net (%)	3.9	65.9	-23.7	-1.8	3.4
Benchmark (%)	-10.8	34.8	3.7	1.6	11.4
USD	31/03/19- 31/03/20	31/03/20- 31/03/21	31/03/21- 31/03/22	31/03/22- 31/03/23	31/03/23- 31/03/24
Composite Net (%)	-1.1	84.6	-27.2	-7.8	5.7
Benchmark (%)	-15.1	50.0	-1.0	-4.6	13.8
EUR	31/03/19- 31/03/20	31/03/20- 31/03/21	31/03/21- 31/03/22	31/03/22- 31/03/23	31/03/23- 31/03/24
Composite Net (%)	1.2	72.3	-23.1	-5.6	6.3
Benchmark (%)	-13.2	40.1	4.5	-2.3	14.5
CAD	31/03/19- 31/03/20	31/03/20- 31/03/21	31/03/21- 31/03/22	31/03/22- 31/03/23	31/03/23- 31/03/24
Composite Net (%)	5.3	63.0	-27.6	-0.1	5.6
Benchmark (%)	-9.6	32.5	-1.7	3.4	13.8
AUD	31/03/19- 31/03/20	31/03/20- 31/03/21	31/03/21- 31/03/22	31/03/22- 31/03/23	31/03/23- 31/03/24
Composite Net (%)	14.7	48.3	-26.1	3.4	8.5
Benchmark (%)	-1.5	20.6	0.4	7.0	16.9

Benchmark is MSCI ACWI ex US Index (MSCI EAFE Index prior to 30 September 2018).

Source: Revolution, MSCI.

The International Growth composite is more concentrated than the MSCI ACWI ex US Index.

Stock Level Attribution

Top and Bottom Ten Contributors to Relative Performance

Quarter to March 31, 2024

Stock Name	Contribution (%)
Spotify	1.6
ASML	1.1
Ferrari	1.1
Adyen	1.1
Nu Holdings	0.4
TSMC	0.3
WiseTech Global	0.3
Zalando	0.2
Wix.com	0.2
Nestlé	0.2
Ocado	-0.7
Aixtron	-0.6
AIA	-0.6
PDD Holdings	-0.5
MercadoLibre	-0.4
HelloFresh	-0.4
Elastic	-0.4
NIO	-0.3
Umicore	-0.3
Vestas Wind Systems	-0.3

One Year to March 31, 2024

Stock Name	Contribution (%)
Spotify	2.9
Ferrari	1.9
ASML	1.4
Nu Holdings	0.8
Atlas Copco	0.6
Wix.com	0.5
WiseTech Global	0.4
Tencent	0.4
TSMC	0.3
Wise	0.3
Kering	-2.0
M3	-1.2
Zalando	-1.1
Genmab	-1.1
AIA	-1.1
Meituan	-1.0
Tencent Holdings	-1.0
HelloFresh	-0.8
Umicore	-0.7
WuXi Biologics	-0.6

Source: Revolution, MSCI. International Growth composite relative to MSCI ACWI ex US Index.

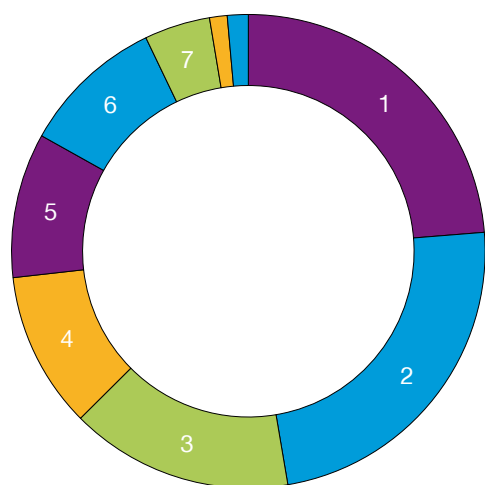
The holdings identified do not represent all of the securities purchased, sold or held during the measurement period. Past performance does not guarantee future returns. A full list showing all holdings' contributions to the portfolio's performance and a description on how the attribution is calculated is available on request. Some stocks may not have been held for the whole period. All attribution figures are calculated gross of fees, relative to the index from stock level up, based on closing prices. As attribution is shown relative to the benchmark, not all stocks shown are held in the portfolio.

Top Ten Largest Holdings

Stock Name	Description of Business	% of Portfolio
ASML	Semiconductor equipment manufacturer	7.1
MercadoLibre	Latin American e-commerce and fintech platform	6.1
Spotify	Streaming platform for audible content	5.7
Adyen	Online payments platform	5.2
Ferrari	Designs and manufactures luxury cars	4.7
TSMC	Semiconductor manufacturer	4.5
Atlas Copco	Manufacturer of industrial compressors	3.7
L'Oréal	Cosmetics company	3.2
Tencent	Technology conglomerate	3.0
argenx	Antibody based drug development	2.9
Total		46.1

Figures may not sum due to rounding.

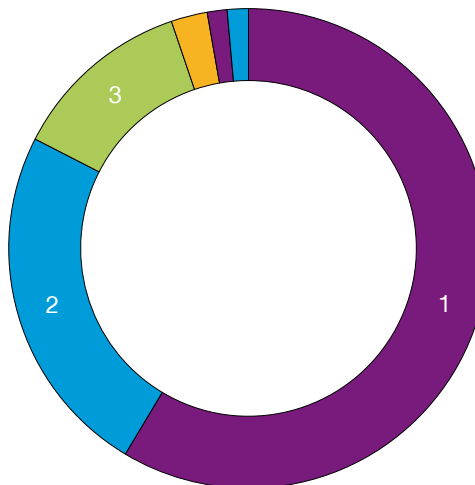
Sector Weights



	%
1 Information Technology	23.7
2 Consumer Discretionary	23.6
3 Financials	15.2
4 Industrials	10.7
5 Health Care	9.9
6 Communication Services	9.8
7 Consumer Staples	4.5
8 Materials	1.2
9 Cash	1.4

Figures may not sum due to rounding.

Regional Weights



	%
1 Europe (ex UK)	58.6
2 Emerging Markets	23.9
3 Developed Asia Pacific	12.3
4 UK	2.4
5 North America	1.3
6 Cash	1.4

Voting Activity

Votes Cast in Favour		Votes Cast Against		Votes Abstained/Withheld	
Companies	2	Companies	None	Companies	None
Resolutions	30	Resolutions	None	Resolutions	None

The lens through which we analyse a company's sustainability is its 'social license to operate', an intangible asset which depends on the individual firm

We engaged with Ocado's remuneration committee, culminating in company policies that better align management pay to company performance

Our Stewardship Principles focus on long-term value creation, alignment in vision and practice, governance fit for purpose, and sustainable business practices

Company Engagement

Engagement Type	Company
Environmental	Adyen N.V., HelloFresh SE, Kering SA, Sea Limited
Social	Kering SA
Governance	ASML Holding N.V., Genmab A/S, HelloFresh SE, Kering SA, L'Oreal S.A., Ocado Group plc, PDD Holdings Inc., Sartorius Aktiengesellschaft, Sea Limited, WuXi Biologics (Cayman) Inc.
Strategy	AIA Group Limited, PDD Holdings Inc.

Company	Engagement Report
Kering	<p>Objective: Kering is a luxury group that consists of brands that span the areas of fashion, leather goods and jewellery. Our engagement with Kering's Chief Sustainability Officer focused on the company's pioneering work on supply chain traceability. Supply chains are the textile industry's most significant area of environmental impact and increasingly a topic with reputational and regulatory significance, due to evolving regulatory requirements in the EU.</p> <p>Discussion: We discussed Kering's target for achieving 100 per cent traceability of key raw materials by country of origin and its aspirations to eventually have visibility down to the farm level. The company sets out the components of progress towards this target into certification, supplier contract clauses, collaboration and technology each of which we covered in turn. The company's collaborative efforts, such as the Fashion Pact and the Watch & Jewellery Initiative, highlight its crucial role in driving industry-wide shifts towards sustainable practices. Leveraging collective purchasing power in the supply chain amplifies influence, which is essential given that Kering is often one of many buyers of its raw materials. The company also highlighted that technological solutions, such as forensic science to verify organic cotton, can be used as an additional overlay for its traceability work and illustrate its innovative approach to securing supply chain oversight.</p> <p>Outcome: Our in-depth discussion helped us to better understand the components of Kering's traceability practices. We believe the company is well placed to navigate increasingly stringent supply chain regulations and that it plays a critical convening role in adopting more sustainable practices across the wider industry. The learnings can inform our engagement with other holdings whose practices may be less mature.</p>
Ocado	<p>Objective: We participated in a remuneration policy consultation before the 2024 AGM.</p> <p>Discussion: As part of the consultation process, we had calls with the remuneration committee chair, Julie Southern, and the chair of the board, Rick Haythornwaite, to discuss the proposal. We have been engaging with Ocado for several years on executive remuneration due to concerns with the structure of the executive value creation plan (VCP), specifically the stretch of performance targets and the absence of a maximum cap on payouts. This year, the remuneration policy sought to introduce a more traditional performance share plan (PSP) for all executives, which would replace the VCP for all executives except for the CEO, Mr Steiner, who would remain eligible to participate in both plans. We thought it was inappropriate to give Mr Steiner multiple avenues to achieve a payout, and our ongoing concerns with the structure of the VCP led us to feedback that we would be unsupportive of the remuneration policy in its current form.</p> <p>Outcome: The remuneration committee was receptive to our engagement and, in response, amended its policy. They will discontinue the VCP for all executives while incorporating a few key elements of the VCP into the PSP for Mr Steiner. We believe the amended remuneration policy better aligns pay outcomes to company performance and our clients' experience.</p>

Company	Engagement Report
PDD Holdings	<p>Objective: To gain further insights from PDD including international regulatory engagement, compliance alongside business expansion, and ESG disclosure.</p> <p>Discussion: In January, investors met with PDD's Head of Capital Markets and talked about its ESG-related strategies. PDD emphasised its commitment to openness in engaging with consumer protection authorities in the US, UK, and EU. Despite challenges linked to their Chinese origins, there's a proactive stance towards regulatory and media inquiries, with a system in place to remove dubious products, leveraging their Chinese supply chain knowledge. Although still in the early stages, the company are receptive to feedback on ESG topics, whilst acknowledging that they will need to evolve in tandem with their global business growth. They appointed a Dutch independent director specialising in food safety and toxicology in August 2023. It was helpful for investors to have discussions with the company which contrasts with some external commentary. The backdrop of intense scrutiny and the potential for regulatory challenges were acknowledged, highlighting the complex environment in which they operate.</p> <p>Outcome: The meeting provided additional insights into the company's strategic approach to regulatory transparency, compliance, and ESG disclosures. We will follow up with the company further on sustainability and supply chain management and encourage more standardised ESG reporting.</p>
WuXi Biologics	<p>Objective: Unprecedented price volatility has affected WuXi Biologics' share price. Much of this is due to geopolitical tensions, but part of the volatility can be attributed to management communication. We spoke to CEO Chris Chen twice to understand his communication skills and how he managed this volatility.</p> <p>Discussion: WuXi Biologics had been anomalously bullish while the rest of the biotech industry struggled - having maintained their targets for the year and been persistently positive, they issued an unexpected profit warning in early December and noted that targets for adding new projects would be missed. In January, WuXi Biologics' optimism recovered - full-year project targets had been met (despite the warning), and guidance for 2024 project numbers was revised upwards. We were concerned by the lack of consistency of these messages - and why management appeared to have such limited visibility over company performance. Chris Chen accepted that guidance had not been perfect and the company should have communicated weakness earlier - he said that management was guilty of over-optimism - it had always set challenging goals and met them in the past. He also noted that a pick up in projects in December had been unexpected - and that there is a short lead time on early-stage projects, so they did not have visibility over the turnaround when the announcement was made.</p> <p>After this, WuXi Biologics has been a target of the US Biosecure Act, leading to substantial share price volatility. This appears to be being managed reasonably - the company has sensible strategies to deal with what will be a period marred by geopolitical tensions - it has held town halls to communicate with staff clearly and to try to improve morale - and is focusing on ensuring work continues as usual. It is hoped that a long-term focus on client satisfaction and project delivery will be more important than the current tensions in the US and China.</p> <p>Outcome: We were pleased that Chris Chen acknowledged the company's communication shortcomings and hope that a lesson has been learned. It is reassuring that WuXi Biologics are managing current volatility with a reassuringly long-term client-centric mindset.</p>

Votes Cast in Favour

Companies	Voting Rationale
Genmab, HDFC Bank	We voted in favour of routine proposals at the aforementioned meeting(s).

Votes Cast Against

We did not vote against any resolutions during the period.

Votes Abstained

We did not abstain on any resolutions during the period.

Votes Withheld

We did not withhold on any resolutions during the period.

New Purchases

Stock Name	Transaction Rationale
Hermes International	Hermes is a French luxury business founded in 1837 that predominantly produces leather goods. Hermes has an exceptionally strong position in high-end handbags, where it carefully manages the supply of products to protect the status of its brand. We have been wrong not to have owned Hermes, which is one of the highest-quality businesses in the world, capable of delivering above-average growth rates for generations to come.
Kinaxis	Kinaxis is a software company. Its RapidResponse product allows companies to model complex supply chains and therefore react to changes more effectively, for example, a spike in demand or disruptions to component supply. Kinaxis counts some of the leading companies in sectors such as automotive and electronics as customers and appears to have a well-regarded product. We believe the growth potential here is substantial and have taken a holding for the portfolio.
Wizz Air	We have taken a holding in Wizz Air, the European low-cost carrier, for the portfolio. Wizz initially focused on Central and Eastern Europe - immature markets for air travel with the potential for significant growth. It has expanded its route network, notably through a joint venture in Abu Dhabi that offers interesting growth potential. A key advantage is its fleet of newer, more efficient planes - the Airbus A320. Competitors across the region are struggling to match its investments as they are saddled with higher costs, significant levels of debt and aging fleets. Wizz has a clear advantage in its cost structure, leading to a virtuous circle of lower prices, volume growth, and reinvestment. Recent concerns about its fuel hedging policy and Covid-dampened demand have caused the shares to be weak, and we have decided to take a holding.

Complete Sales

Stock Name	Transaction Rationale
NIO	We have sold the holding in NIO, the Chinese electric vehicle (EV) company. When we first purchased the shares in 2018, we believed NIO's unique "mobility services" approach and premium positioning would enable it to stand out in an intensely competitive EV market in China. We also expected the range of potential outcomes for the business to be very wide. Unfortunately, despite considerable growth over the last 6 years, the company has struggled to achieve the level of profitability and scale that we think is required to succeed in an increasingly challenging competitive environment.

MSCI Source: MSCI. MSCI makes no express or implied warranties or representations and shall have no liability whatsoever with respect to any MSCI data contained herein. The MSCI data may not be further redistributed or used as a basis for other indexes or any securities or financial products. This report is not approved, endorsed, reviewed or produced by MSCI. None of the MSCI data is intended to constitute investment advice or a recommendation to make (or refrain from making) any kind of investment decision and may not be relied on as such.